



Moore Marcos

Rise SC 05 MLS Next



InStat Index

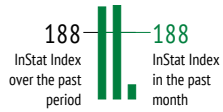


Passes accurate

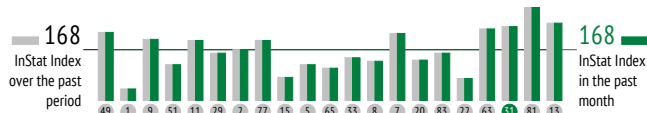


Won challenges

InStat Index of player in dynamics

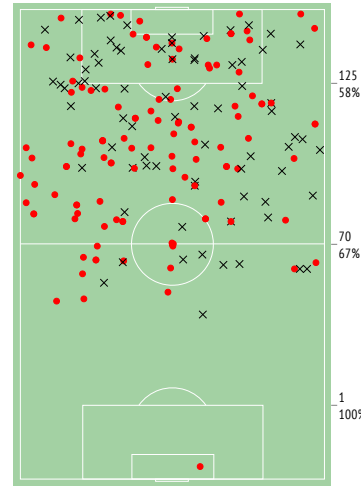


InStat Index of player in comparison with team



Total actions

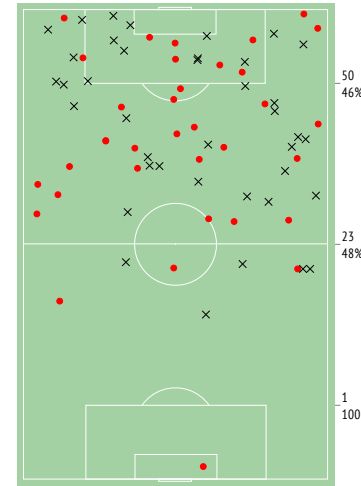
for last 5 matches



● - successful × - unsuccessful

Challenges

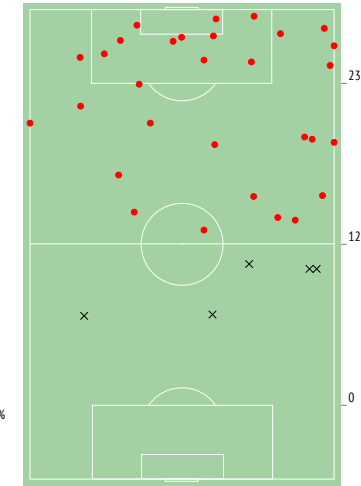
for last 5 matches



● - won × - lost

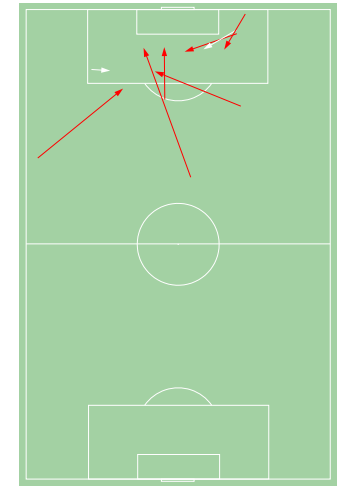
Lost balls

for last 5 matches



Key passes

for last 5 matches



→ accurate
→ inaccurate

	Mins played	INSTAT INDEX	Goals	Assists	Shots	Fouls	Fouls suffered	Passes / accurate	Passes into the opp. box / accurate	Key passes / accurate	Challenges / won	Challenges in defence won	Attacking challenges / successful	Air challenges / successful	Dribbles / successful	Tackles / successful	Interceptions / in opp. half	Picking up free balls / in opp. half	Lost balls / in own half	Ball recoveries / in opp. half
On average 90 minutes for the period	82 88%	188	1.47	0.73	5 50%	1.47	0.37	28 / 19 69%	6 / 4	2.9 / 2.2	27 / 13 47%	2.2 / 1.47 67%	25 / 11 46%	4 / 2.2 55%	9 / 5 56%	0.37 / 0.37 100%	2.2 / 1.84	4.4 / 4	13 / 1.84	1.10 / 0.73
○ 08.10.22 Rise SC 1-3 Solar SC 05 MLS	91	151	-	-	4 0%	2	-	21 / 14 67%	2 / 2	3 / 2	30 / 11 37%	3 / 3 100%	27 / 8 30%	5 / 1 20%	9 / 2 22%	-	1 / 1	4 / 4	15 / 3	2 / 1
● 24.09.22 Rise SC 7-0 RGV FC Toros 05 MLS Next	60 ✓	207	2	2	4 75%	-	-	20 / 14 70%	4 / 3	2 / 2	20 / 12 60%	1 / 1 100%	19 / 11 58%	2 / 2 100%	9 / 7 78%	1 / 1 100%	2 / 1	5 / 5	8 / 1	1 / 1
● 17.09.22 RGV FC Toros 05 MLS Next 3-4 Rise SC	94	206	2	-	6 67%	2	1	34 / 24 71%	9 / 6	3 / 2	24 / 12 50%	2 / 0 0%	22 / 12 55%	4 / 3 75%	7 / 5 71%	-	3 / 3	3 / 2	12 / 1	-